



XXII HIELOJUEGOS NACIONALES 2024



JUDGES DETAILS PER SKATER PRE PRELIMINAR MAYOR FS

Rank	Name	Nation	Starting Number	Total Segment Score	Total Element Score	Total Program Component Score (factored)	Total Deductions
1	Andrea Carolina CASTILLO SAENZ	NL	5	21.56	8.37	13.19	0.00

#	Executed Elements	Info	Base Value	GOE	J1	J2	J3	J4	J5	J6	J7	J8	J9	Ref.	Scores of Panel	
1	1F+1Lo+1T		1.40	0.03	1	1	0	0							1.43	
2	SSp1		1.30	0.07	0	2	0	0							1.37	
3	1Lze+1Lo	e	0.98	-0.13	-2	-3	-2	-3							0.85	
4	1S+1T		0.80	0.01	1	0	0	0							0.81	
5	StSqB		1.50	-0.04	0	1	-1	-1							1.46	
6	1F		0.50	0.04	1	1	0	1							0.54	
7	CUSp2		2.00	-0.50	-2	-2	-3	-3							1.50	
8	1S		0.40	0.01	1	0	0	0							0.41	
			8.88												8.37	
Program Components			Factor													
Composition				2.13	2.75	2.50	1.50	1.75							2.13	
Presentation				2.13	2.25	2.25	1.75	1.75							2.00	
Skating Skills				2.13	2.50	2.25	1.75	1.75							2.06	
Judges Total Program Component Score (factored)															13.19	

Deductions:

0.00

Rank	Name	Nation	Starting Number	Total Segment Score	Total Element Score	Total Program Component Score (factored)	Total Deductions
2	Sabina Montserrat PEREZ RODRIGUEZ	GTO	6	20.73	8.61	12.12	0.00

#	Executed Elements	Info	Base Value	GOE	J1	J2	J3	J4	J5	J6	J7	J8	J9	Ref.	Scores of Panel
1	1F+1Lo+1T		1.40	-0.05	-1	-1	-1	-1							1.35
2	CCSp1		2.00	-0.45	-1	-1	-3	-4							1.55
3	1S+1T		0.80	-0.01	0	-1	0	0							0.79
4	1S		0.40	0.00	0	0	0	0							0.40
5	1F!+1Lo	!	1.00	-0.09	-1	-3	-2	-1							0.91
6	1Lz		0.60	-0.06	-1	-1	-2	0							0.54
7	SSp2		1.60	0.08	1	1	0	0							1.68
8	StSqB		1.50	-0.11	-1	0	-1	-1							1.39
			9.30												8.61
Program Components			Factor												
Composition				2.13	2.25	1.75	2.00	1.50							1.88
Presentation				2.13	2.25	1.75	2.25	2.00							2.06
Skating Skills				2.13	2.00	1.50	1.75	1.75							1.75
Judges Total Program Component Score (factored)															12.12

Deductions:

0.00

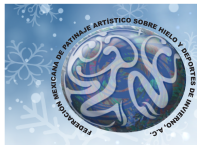
Rank	Name	Nation	Starting Number	Total Segment Score	Total Element Score	Total Program Component Score (factored)	Total Deductions
3	Ana Sofia LIMON DELMAR	PUE	8	20.06	7.41	12.65	0.00

#	Executed Elements	Info	Base Value	GOE	J1	J2	J3	J4	J5	J6	J7	J8	J9	Ref.	Scores of Panel
1	1S		0.40	0.00	0	0	0	0							0.40
2	CSp1		1.40	0.04	1	0	0	0							1.44
3	1F+1Eu<<+1F	<<	1.00	-0.15	-3	-3	-3	-3							0.85
4	1S+1Lo		0.90	0.00	0	0	0	0							0.90
5	StSqB		1.50	-0.11	-1	0	-1	-1							1.39
6	1T+1Lo		0.90	-0.01	0	0	-1	0							0.89
7	1Lz		0.60	-0.18	-3	-4	-2	-3							0.42
8	CUSpB		1.50	-0.38	-3	-3	-2	-2							1.12
			8.20												7.41
Program Components			Factor												
Composition				2.13	2.00	2.00	2.25	1.75							2.00
Presentation				2.13	2.00	2.25	2.00	2.00							2.06
Skating Skills				2.13	2.25	1.75	2.00	1.50							1.88
Judges Total Program Component Score (factored)															12.65

Deductions:

0.00





XXII HIELOJUEGOS NACIONALES 2024




JUDGES DETAILS PER SKATER PRE PRELIMINAR MAYOR FS

Rank	Name	Nation	Starting Number	Total Segment Score	Total Element Score	Total Program Component Score (factored)		Total Deductions							
4	Montserrat LARA ITURBE	IPN	1	19.47	7.98	11.99		-0.50							
#	Executed Elements	Info	Base Value	GOE	J1	J2	J3	J4	J5	J6	J7	J8	J9	Ref.	Scores of Panel
1	1F+1A<+SEQ	F <	1.38	-0.44	-5	-5	-5	-5							0.94
2	CUSpB		1.50	-0.49	-2	-4	-4	-3							1.01
3	1F+1Eu+1S		1.40	-0.05	-1	0	-2	-1							1.35
4	1Lz+1Lo		1.10	-0.05	0	-1	-1	-1							1.05
5	SSp1		1.30	0.00	-1	1	0	0							1.30
6	1Lo		0.50	0.01	1	0	0	0							0.51
7	1Lz		0.60	-0.05	0	0	-2	-1							0.55
8	StSqB		1.50	-0.23	-1	-1	-2	-2							1.27
			9.28												7.98
Program Components				Factor											
Composition				2.13	2.25	2.75	1.50	1.50						2.00	
Presentation				2.13	1.75	2.25	1.75	2.00						1.94	
Skating Skills				2.13	2.00	2.00	1.50	1.25						1.69	
Judges Total Program Component Score (factored)														11.99	
Deductions:			Falls	-0.50	(1)									-0.50	

Rank	Name	Nation	Starting Number	Total Segment Score	Total Element Score	Total Program Component Score (factored)		Total Deductions							
5	Isabella ARANDA GIBERT	PUE	9	19.33	7.87	11.46		0.00							
#	Executed Elements	Info	Base Value	GOE	J1	J2	J3	J4	J5	J6	J7	J8	J9	Ref.	Scores of Panel
1	1F+1Lo+1T		1.40	-0.01	1	0	-1	-1							1.39
2	1Lz!	!	0.60	-0.11	-1	-1	-3	-2							0.49
3	1S+1Lo		0.90	-0.01	0	0	0	-1							0.89
4	1S+1T		0.80	0.00	1	0	-1	0							0.80
5	SSp1		1.30	-0.13	1	-3	0	-2							1.17
6	1F		0.50	-0.04	0	-1	-1	-1							0.46
7	CCSp1		2.00	-0.60	-2	-3	-3	-4							1.40
8	StSqB		1.50	-0.23	0	-2	-2	-2							1.27
			9.00												7.87
Program Components				Factor											
Composition				2.13	2.75	2.00	1.50	1.50						1.94	
Presentation				2.13	2.75	1.50	1.50	1.50						1.81	
Skating Skills				2.13	2.25	1.75	1.25	1.25						1.63	
Judges Total Program Component Score (factored)														11.46	
Deductions:														0.00	

Rank	Name	Nation	Starting Number	Total Segment Score	Total Element Score	Total Program Component Score (factored)		Total Deductions							
6	Miroslava RUEDA STEFFANONI	PUE	4	18.39	8.93	9.46		0.00							
#	Executed Elements	Info	Base Value	GOE	J1	J2	J3	J4	J5	J6	J7	J8	J9	Ref.	Scores of Panel
1	1A+1T		1.50	-0.19	-2	-3	-1	-1							1.31
2	1F!+1Lo+1T	!	1.40	-0.13	-3	-4	-2	-1							1.27
3	FCCSp2		2.30	-0.52	-2	-1	-3	-3							1.78
4	1Lz+1Lo		1.10	-0.05	-1	0	-1	-1							1.05
5	1A		1.10	-0.06	0	0	-1	-1							1.04
6	StSqB		1.50	-0.41	-2	-2	-4	-3							1.09
7	1Lz		0.60	-0.14	-2	-2	-3	-2							0.46
8	SSpB		1.10	-0.17	-1	0	-2	-3							0.93
			10.60												8.93
Program Components				Factor											
Composition				2.13	2.00	1.75	1.25	1.25						1.56	
Presentation				2.13	1.75	1.25	1.50	1.25						1.44	
Skating Skills				2.13	2.25	1.25	1.25	1.00						1.44	
Judges Total Program Component Score (factored)														9.46	
Deductions:														0.00	





XXII HIELOJUEGOS NACIONALES 2024




JUDGES DETAILS PER SKATER PRE PRELIMINAR MAYOR FS

Rank	Name	Nation	Starting Number	Total Segment Score	Total Element Score	Total Program Component Score (factored)		Total Deductions							
7	Claudia Fernanda NANDAYAPA PEREZ	DF	12	17.00	6.60	10.40		0.00							
#	Executed Elements	Info	Base Value	GOE	J1	J2	J3	J4	J5	J6	J7	J8	J9	Ref.	Scores of Panel
1	1Lz+1Lo		1.10	-0.06	0	-1	-1	-2							1.04
2	1S+1T		0.80	-0.04	0	-3	0	-1							0.76
3	1F+1Lo+1T		1.40	-0.06	-1	-1	-1	-2							1.34
4	CSp		0.00	0.00	-	-	-	-							0.00
5	StSqB		1.50	-0.34	-2	-1	-3	-3							1.16
6	1F		0.50	-0.01	0	-1	0	0							0.49
7	1Lz!	!	0.60	-0.08	-1	-1	-2	-1							0.52
8	CSSp2V		1.73	-0.44	-3	-2	-2	-3							1.29
			7.63												6.60
Program Components			Factor												
Composition			2.13	1.75	2.00	1.50	1.50							1.69	
Presentation			2.13	1.75	1.75	1.25	1.25							1.50	
Skating Skills			2.13	2.00	1.75	1.50	1.50							1.69	
Judges Total Program Component Score (factored)														10.40	
Deductions:															0.00

Rank	Name	Nation	Starting Number	Total Segment Score	Total Element Score	Total Program Component Score (factored)		Total Deductions							
8	Miriam ORTEGA SALAZAR	IPN	10	16.45	6.31	10.14		0.00							
#	Executed Elements	Info	Base Value	GOE	J1	J2	J3	J4	J5	J6	J7	J8	J9	Ref.	Scores of Panel
1	1S		0.40	-0.04	0	-1	-1	-2							0.36
2	1F+1Lo+1T		1.40	-0.09	-2	-1	-2	-2							1.31
3	FCCSp1V		1.50	-0.49	-2	-2	-4	-5							1.01
4	StSq		0.00	0.00	-	-	-	-							0.00
5	1Lz+1Lo		1.10	-0.14	-1	-1	-3	-4							0.96
6	1Lz+1T		1.00	-0.15	-2	-2	-3	-3							0.85
7	1F		0.50	-0.08	0	-2	-2	-2							0.42
8	SSp1		1.30	0.10	1	1	0	1							1.40
			7.20												6.31
Program Components			Factor												
Composition			2.13	2.75	1.75	1.00	1.25							1.69	
Presentation			2.13	2.50	1.50	1.25	1.25							1.63	
Skating Skills			2.13	2.25	1.50	1.00	1.00							1.44	
Judges Total Program Component Score (factored)														10.14	
Deductions:															0.00

Rank	Name	Nation	Starting Number	Total Segment Score	Total Element Score	Total Program Component Score (factored)		Total Deductions							
9	Astrid MONTES MORALES	PUE	11	15.70	5.86	9.84		0.00							
#	Executed Elements	Info	Base Value	GOE	J1	J2	J3	J4	J5	J6	J7	J8	J9	Ref.	Scores of Panel
1	1F+1Eu+1S		1.40	-0.13	-1	-3	-3	-3							1.27
2	1S+1Lo		0.90	-0.03	0	0	-1	-1							0.87
3	1Lo+1T		0.90	-0.08	0	-2	-2	-2							0.82
4	CUSpBV		1.13	-0.20	-1	-2	-2	-2							0.93
5	StSqB		1.50	-0.26	-1	-1	-3	-2							1.24
6	SSp		0.00	0.00	-	-	-	-							0.00
7	1T		0.40	-0.03	0	-1	-1	-1							0.37
8	1F		0.50	-0.14	0	-3	-3	-5							0.36
			6.73												5.86
Program Components			Factor												
Composition			2.13	2.00	1.50	1.25	1.50							1.56	
Presentation			2.13	2.25	1.75	1.25	1.75							1.75	
Skating Skills			2.13	2.00	1.25	1.00	1.00							1.31	
Judges Total Program Component Score (factored)														9.84	
Deductions:															0.00





XXII HIELOJUEGOS NACIONALES 2024



JUDGES DETAILS PER SKATER PRE PRELIMINAR MAYOR FS

Rank	Name	Nation	Starting Number	Total Segment Score	Total Element Score	Total Program Component Score (factored)		Total Deductions							
10	Rebeca CABAÑAS PACHECO	DF	2	13.98	5.87	8.11		0.00							
#	Executed Elements	Info	Base Value	GOE	J1	J2	J3	J4	J5	J6	J7	J8	J9	Ref.	Scores of Panel
1	CUSp		0.00	0.00	-	-	-	-							0.00
2	1S+1Lo		0.90	0.00	0	0	0	0							0.90
3	Lz+1T		0.40	-0.15	-3	-4	-4	-4							0.25
4	1F+1T+1Lo		1.40	-0.08	0	-1	-2	-3							1.32
5	SSp1		1.30	0.03	-1	0	1	1							1.33
6	1Lz		0.60	-0.15	-2	-1	-3	-4							0.45
7	StSqB		1.50	-0.34	-2	-2	-2	-3							1.16
8	1F		0.50	-0.04	0	0	-1	-2							0.46
			6.60												5.87
Program Components				Factor											
Composition				2.13	1.50	1.50	1.25	1.00					1.31		
Presentation				2.13	1.50	1.00	1.25	1.25					1.25		
Skating Skills				2.13	1.75	1.25	1.25	0.75					1.25		
Judges Total Program Component Score (factored)												8.11			
Deductions:												0.00			

Rank	Name	Nation	Starting Number	Total Segment Score	Total Element Score	Total Program Component Score (factored)		Total Deductions							
11	Ana Gianira FORINTON GARDUÑO	PUE	3	9.53	4.99	6.54		-2.00							
#	Executed Elements	Info	Base Value	GOE	J1	J2	J3	J4	J5	J6	J7	J8	J9	Ref.	Scores of Panel
1	1A	F	1.10	-0.55	-5	-5	-5	-5							0.55
2	CCSp1		2.00	-0.50	-4	0	-3	-3							1.50
3	1F+1Lo		1.00	-0.03	0	0	-1	-1							0.97
4	1A<+REP	F <	0.62	-0.44	-5	-5	-5	-5							0.18
5	StSqB		1.50	-0.53	-4	-2	-4	-4							0.97
6	1Lz		0.60	-0.11	-1	-2	-2	-2							0.49
7	1Lz+COMBO+1Lo*+1T*	* *	0.60	-0.27	-3	-5	-5	-5							0.33
8	Sp	F	0.00	0.00	-	-	-	-							0.00
			7.42												4.99
Program Components				Factor											
Composition				2.13	1.25	1.50	1.00	0.75					1.13		
Presentation				2.13	1.00	1.00	1.00	0.75					0.94		
Skating Skills				2.13	1.50	1.00	0.75	0.75					1.00		
Judges Total Program Component Score (factored)												6.54			
Deductions:				Falls	-2.00 (3)							-2.00			

Legend:							
#	Sequence number	GOE	Grade of Execution	Jx	Judges (x=1-9)	Ref.	Referee
*	Invalid element	e	Wrong edge	<	Under-rotated jump	<<	Downgraded jump
!	Not clear edge	REP	Jump repetition	F	Fall		

